



RADIOTHERAPY SOLUTIONS



**Fimecorp
International s.l.**



Catalogue 2016

www.rtcast.eu



UAB “VPC” was founded more than 10 years ago. Since then, we are providing top quality, affordable radiotherapy products to more people worldwide.

Our Mission

Excellence in the provision of healthcare products worldwide.

Our Vision

Our vision is to be a model medical device supplier by continually learning and providing extraordinary service in all its dimensions:

- **Clinical Excellence:** We will deliver the best solutions in a consistent, integrated way.
- **Operational Effectiveness:** We will be wise and careful stewards of our resources to enable extraordinary care.
- **Physician Engagement:** We will create systems and processes that help our physicians best serve their patients.
- **Employee Engagement:** We value our employees as our most important resource.

Our Values

- **Mutual respect:** We treat others the way we want to be treated.
- **Accountability:** We accept responsibility for our actions, attitudes, and mistakes.
- **Trust:** We act with integrity and can count on each other.
- **Excellence:** We do our best at all times and look for ways to improve.


Carbon Tabletops

We develop and manufacture carbon tabletops for all the table frames made by the various manufacturers of linear accelerators.

Carbon Tabletop RM 2/4 [Item no.: C-TP-RM2/4]

The carbon tabletop RM 2/4 is a logical continuation on the radio-therapeutic tabletops conventionally used to date.

This tabletop, manufactured „from one piece,“ only has very little influence on radio-physiological properties due to the brilliant characteristics of the carbon fibres themselves. It allows for almost unlimited 360° radiation-penetrability along with high load values and excellent flexural strength. Its light weight increases portability of the therapy table, and it can also come equipped with a lateral indexing system. The picture shows a tabletop equipped with an interface for stereotactic systems.



Carbon Tabletop TT [Item no.: C-TP-TT]

The carbon tabletop TT was developed for Siemens AG and is manufactured to fit the positioning table TXT. It is manufactured for the stereotactic applications



CT and MRI Tabletop Overlays

Carbon tabletop overlays in computer tomography are used to compensate the bend and attain a flat surface for MRI positioning plates of various manufacturers. They can be combined with our positioning accessories and furnished with all common indexing systems.

CT Tabletop Overlay made of carbon [Item no.: C-TA-CT]

Computer tomographs are used in radiotherapy for virtual simulation, treatment planning and follow-up. These CT devices usually come equipped with concave shaped tabletops.

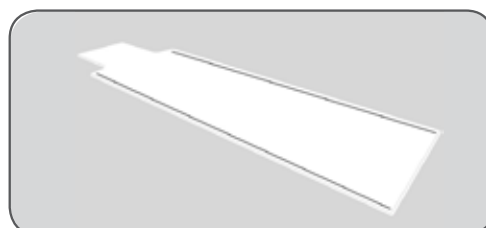
Carbon CT tabletop overlay can easily be fastened to and removed again at any time from the firmly installed CT basin of any equipment type. The low absorption rate of the material used allows tabletop overlays to be used in CT simulation.



MRI Tabletop Overlays made of special fibre compounds [Item no.: C-TA-MRT]

Slice images of magnetic resonance tomographs are used in radiotherapy for treatment planning. These MRT devices usually come equipped with concave shaped tabletops.

We offer a tabletop overlay made of special, non-conductive fibre compounds that can easily be positioned on the MRT tabletop by just one person. The rails at the side allow for the mounting of accessories like reels.



Placement and Positioning Systems

Small Head Plate made of carbon

[Item no.: L-KKP-QF-S]
(for head precuts)

With adapter rail so it can fit a variety of indexing systems. Precuts are fastened in place with a Quick-fastener system.

(Note: The indexing rail is not included).



Head Tilt System made of carbon

[Item no.: L-KNS-QF-S]
(for head precuts)

Combination system with a Quick-fastener system, can be selected for fastening to the small head plate or the head-shoulder plate, can be inclined in six angles.



Head-Shoulder Plate made of carbon

[Item no.: L-KSP-QF-S]
(for head and head-shoulder precuts)

With adapter rail so it can fit a variety of indexing systems. Precuts are fastened in place with a Quick-fastener system.

(Note: The indexing rail is not included).



Long Head-Shoulder Plate made of carbon

[Item no.: L-KSP-QF-L]

A long head-shoulder plate made of carbon represents an expansion on our head-shoulder plate.

The plate with a length of 980 mm and a width of 555 mm can be pushed over the end of the treatment table to position the patient's head outside the treatment table.



Placement and Positioning Systems

Combiboard made of carbon [Item no.: L-KB]

The Combiboard made of carbon represents a complete solution for radiation of cranial, neck and thoracic areas. Special armrests and shoulder supports made of carbon and various head positioning pillows are fastened to the Combiboard. The Combiboard can be inclined to a variety of different positions. An adjustable seat brake prevents the patient from unintentionally sliding down. Fixed points for the use of head, head-shoulder and breast or abdominal masks have been included. The new version of the Combiboard incorporates an optimized and patented locking system for armrests and shoulder supports. Positioning on a therapeutic table can be done using the indexing rails available from the equipment's manufacturers (note: The indexing rail is not included to delivery parts).

The Combiboard can also be delivered for use in MRI, without any metallic structures or connections. Its lightweight and special wall brace makes the Combiboard easy to store in a way that saves effort and space.

The package included: a base plate, an inclined and a high armrest, two high shoulder supports, a red head cushion and a seat brake.



Wingboard made of carbon [Item no.: L-WIB-C]

Carbon wingboard can be completed with different head cushions. It can always be placed to the exact position by using the indexing rail. The wingboard provides an exact and safe storage of the patient during the treatment in the chest and lung area.



Placement and Positioning Systems

Universalboard 2000 [Item no.: L-UB-2000-QF]

This system made of carbon is intended for radiotherapy use in ENT, chest and abdominal areas and includes all the accessories required for the usual radiological use. The incline board can be individually and reproducibly adjusted. It is possible to attach arm holders, pillows, head, breast and pelvic masks, and the integrated mask holding system can also be inclined and set using indexing marks.

It also offers a system that can be adjusted even beyond the end of the radiation table to position the patient's head outside of the positioning table along with a system for exact positioning of the legs (reproducible, fixed knee and foot positioning).

The whole system is precisely reproducible and offers an easy and clear handling. It is positioned on the radiation table by means of indexing rails (note: The indexing rail is not included to delivery parts).

The Universalboard 2000 can be disinfected with all commercial clinical disinfectants having an antibacterial and anti-fungal effect.



The package included:

- Base Plate of Universalboard 2000
- Upper section of the Universalboard 2000
- Inclined arm rest
- High arm rest
- Two high shoulder supports
- Red head cushion
- Seat brake
- Head tilt system
- Knee cushion made of carbon
- Feet cushion made of carbon
- Two indexing rails for Knee and Feet cushions
- Vacuum mattress with acrylic indexing bar (1625 x 850mm, 58 ltr.)

Placement and Positioning Systems

Stereotactic Head Mask Support [Item no.: L-SKMH-C]

The stereotactic head mask support made of carbon can be positioned on the Universalboard 2000 and the long head-shoulder plate. Individually adjusted back-of-head masks can be combined with head and head-shoulder masks. A precisely reproducible positioning of the patient is assured.

Special solution: Available with a large base plate that can be positioned using indexing rails directly on the radiation table itself.



Abdominal Press [Item no.: L-ABP]

The abdominal press made of carbon allows for a precisely reproducible positioning of the patient on the Universalboard 2000. It is deliverable with two pressure plates, is universally adjustable in height and on the sides and can also be inclined.





RT Cast


RT Cast Thermoplastics

RT Cast low temperature thermoplastic for radiotherapy applications providing excellent ability and reproducibility during treatment. RT Cast is available in different perforations, thickness and shapes. RT Cast comes in wide variety of precuts with integrated fixation profiles for most commercially available and custom treatment baseplates.

Softfix (SFX)

thermoplastic material provides excellent positioning and reproducibility during treatment. It has smooth non-sticky coating on both sides and available Microperforated and Midiperforated (Perfo A). Thickness 2,0mm; 2,3mm or 3,2mm. Jeans blue or white.

[Item no.: SFX-1123] Microperforated



[Item no.: SFX-1523] Midiperforated



Turbotreat Comfort (TCB)

thermoplastic material provides excellent positioning and reproducibility during treatment of paediatric or elderly patients. It has smooth non-sticky coating outside and unique soft layer on the side which is in direct contact with the patient's skin. TCB material is available Microperforated. Thickness 2,3mm. Blue.

[Item no.: TCB-1123]



Thermoplastic precuts for Quick-fastener systems

RT Cast 20

Small thorax mask with 2 L-profiles.

[Item no.: RTC20-SFX-1523]

(Available versions: RTC20-SFX-1123, RTC20-TCB-1123)



RT Cast 50

Head and shoulders mask with 5 L-profiles.

[Item no.: RTC50-SFX-1523]

(Available versions: RTC50-SFX-1123, RTC50-TCB-1123)



RT Cast 30

Head mask with 3 L-profiles.

[Item no.: RTC30-SFX-1523]

(Available versions: RTC30-SFX-1123, RTC30-TCB-1123)



RT Cast 50S

Small head and shoulders mask with 5 L-profiles.

[Item no.: RTC50S-SFX-1523]

(Available versions: RTC50S-SFX-1123, RTC50S-TCB-1123)



RT Cast 30S

Small head mask with 3 L-profiles.

[Item no.: RTC30S-SFX-1523]

(Available versions: RTC30S-SFX-1123, RTC30S-TCB-1123)



RT Cast 60

Large thorax mask with 4 L-profiles.

[Item no.: RTC60-SFX-1523]

(Available versions: RTC60-SFX-1123, RTC60-TCB-1123)



RT Cast 33

Head and neck mask with 3 L-profiles.

[Item no.: RTC33-SFX-1523]

(Available versions: RTC33-SFX-1123, RTC33-TCB-1123)



RT Cast 80

Small extremity mask with 2 L-profiles.

[Item no.: RTC80-SFX-1523]

(Available versions: RTC80-SFX-1123, RTC80-TCB-1123)



RT Cast 90

Large extremity mask with 2 L-profiles.

[Item no.: RTC90-SFX-1523]

(Available versions: RTC90-SFX-1123, RTC90-TCB-1123)



*Custom precuts available upon request

Pre-Molded U-Frame and Split-Frame Masks


- These masks are made of **AquaCast™** which become transparent in hot water and cooling down faster than any other masks on the market to shorten the moulding time and minimize shrinkage.
- Due to the premium perforation patterns, all of our mask materials have no cutting edges to hurt patients or users. Consistent perforations also can maximize patient immobilization & minimize bolus effect commonly associated with solid reinforced masks during radiation therapy.
- Three different openings are available for U-Frame Masks to get better clearance around patient ears. Split-Frame are also available for special treatment needs to get better fixation with minimum tenting effects.

Extended masks with length 34cm for better thorax coverage are also available upon request.

U-Frame Masks with 17.7cm opening

U-Frame Masks with 18.8cm opening

Shape



Length	24cm	29cm	31cm	24cm	29cm	31cm
Cat.	# PU-24	# PU-29	# PU-31	# PU-24L	# PU-29L	# PU-31L
Code	@AC161	@AC161	@AC161	@AC161	@AC161	@AC161
Code	@AC204	@AC204	@AC204	@AC204	@AC204	@AC204
Code	@AC244	@AC244	@AC244	@AC244	@AC244	@AC244
Code	@AC324	@AC324	@AC324	@AC324	@AC324	@AC324

U-Frame Masks with 21cm opening

Split-Frame Masks

Shape



Length	24cm	29cm	31cm	24cm	29cm	31cm
Cat.	# PU-24W	# PU-29W	# PU-31W	# PU-30x24	# PU-30x29	# PU-30x31
Code	@AC161	@AC161	@AC161	@AC161	@AC161	@AC161
Code	@AC204	@AC204	@AC204	@AC204	@AC204	@AC204
Code	@AC244	@AC244	@AC244	@AC244	@AC244	@AC244
Code	@AC324	@AC324	@AC324	@AC324	@AC324	@AC324

To order our masks, simply add **the material codes @** after catalogue #.

If you are using **Klarity™** head boards, please use # **PK** instead of # **PU** for catalogue numbers.







Pre-Molded S-Frame Masks and Immobilization Board

- All of our masks have consistent perforations to get maximum patient immobilization and can eliminate bolus affect commonly associated with solid reinforced masks during radiation therapy
- Due to our premium perforation patterns, all of our thermoplastics and pre-molded casts have no cutting edges to hurt patients or users & can maximize patients comfort during treatments.
- There are two handles on our S-Frame Masks for easy taking-off from Type-S boards.
- Our casts are made of **AquaCast™**

Simply add **material codes @** after Catalog # while placing your orders!

Traditional Pre-Molded S-Frame Masks for S-Type Boards

Shape				
Length	24cm	29cm	31cm	44cm
CAT.	# PS-24	# PS-29	# PS-31	# PS-44
Code	@AC161	@AC161	@AC161	@AC161
Code	@AC204	@AC204	@AC204	@AC204
Code	@AC244	@AC244	@AC244	@AC244
Code	@AC324	@AC324	@AC324	@AC324

Stereotactic Head Masks

For use with Stereotactic Head Mask Support

[Item no.: L-SKMH-C]

Masks are made of Softfix Plus white material, one side coated and non-sticky, thickness 3,2mm



Mask Precut

[Item no.: UM03/06]

for stereotaxy: 1 x rear head mask with fixation rails, 1 x facial mask, 2-point fastening with 2 white rails



Mask Precut

[Item no.: UM05/06]

for stereotaxy: 1 x rear head mask with fixation rails, 1 x facial mask, 4-point fastening with 2 white rails and 2 black profiles with tracheostomy hole



Mask Precut

[Item no.: UM04/06]

for stereotaxy: 1 x rear head mask with fixation rails, 1 x facial mask, 3-point fastening with 2 white rails and 1 black profile



Mask Precut

[Item no.: UM07/06]

for stereotaxy: 1 x rear head mask with fixation rails, 1 x facial mask, 5-point fastening with 2 white rails and 3 black profiles with tracheostomy hole



Cushions and Support Rests

We manufacture cushions in a variety of geometric shapes and sizes depending on the type of positioning required (on the stomach and the back position) and available in the colors red, blue, green, yellow and black.

Positioning cushions are made from radiation-resistant foam, have a solid structure, can be disinfected, are of a quality for long-term storage and have low rates of radiation absorption.

Upon request, we can also offer customized shapes and sizes alongside the standard shapes depicted here.

Carbon executions are also available.

5-piece set of Head Support

Cushions [Item no.: L-KS-SET]

for lying on back, various forms, colours and executions made of PU foam



Head Cushion

[Item no.: L-Sb4040]

Support cushion, soft quality, sewn in disinfected canvas



4-piece set of Head Support

Cushions [Item no.: L-KS-4SET-C]

for lying on back, various forms, colours and executions made of carbon



4-piece set of X-ray

cushions [Item no.: L-KEIL-SET]

Support Cushion, wedge form made of rigid foam



3-piece set of Head Support

Cushions [Item no.: L-KS-3SET]

for lying on back, various forms, colours and executions made of PU foam



Knee Half Roll

[Item no.: L-KHR-b-S]


Made of rigid foam



X-ray Head Support Cushion

[Item no.: L-RÖKS]

Support cushion made of soft foam



Knee Roll

[Item no.: L-KR-b-S]

Made of rigid foam



Knee Support Cushion

[Item no.: L-KK-b-S]

Made of rigid foam



Foot Positioning Cushion
[Item no.: L-FK-b-S]
Made of rigid foam



Knee Half Roll made of carbon [Item no.: L-KHR-C]
With two recessed grips, can be positioned on the equipment table by means of the indexing rail



Knee Positioning Cushion made of carbon KNEE REST [Item no.: L-KK-C(V2)]
With three recessed grips, can be positioned on the equipment table by means of the indexing rail



Low Knee Positioning Cushion made of carbon [Item no.: L-KK-C-4]
4 cm lower than L-KK-C.



Paediatric Knee Positioning Cushion made of carbon [Item no.: L-KK-C-P-2]
With three recessed grips, can be positioned on the equipment table by means of the indexing rail.



Elevation Block for Paediatric Knee Positioning Cushion made of carbon [Item no.: L-KK-C-P-B]
Elevation block of 2cm height, can be positioned on the equipment table by means of the indexing rail.

Foot Positioning Cushion made of carbon FEET REST [Item no.: L-FK-C]
With two recessed grips, can be positioned on the equipment table by means of the indexing rail



Bellyboard [Item no.: L-BB-b-S]
For a precisely stomach-positioning of patients we manufacture a 1.8 meter long bellyboard that can be delivered with two different inserts for downsizing. This radiation-resistant foam has a solid structure and offers low radiation absorption rates. Special models for other sizes and shapes are possible.



Prone pillow, red for adults [Item no.: L-KS-r-BI]
Made of rigid foam



Prone pillow, blue for children [Item no.: L-KS-b-BI]
Made of rigid foam



Vacuum Cushions / Mattresses [Item no.: L-VK-size]

We offer pink vacuum cushions in many different sizes and amounts of fill. Special models are also possible. A hand pump and an electric pump are also available for delivery to pull the vacuum. Material is nylon, pink, disinfected, with perfect modeling properties and a high level of patient comfort. We manufacture any size and capacity to your wishes.



Miscellaneous

Carbon-Plate with leg holders

[Item no.: L-GB-C]

Positioning plate made of carbon for patient treatment in lithotomy position.

The Set included:

- Carbon Plate with lateral carriage rails to fix the leg holders
- Göpel knee crutches
- Positioning on the indexing systems
- A mat for comfortable positioning of the patient



Localizer

[Item no.: L-LOC]

The localizer is used to determine the positioning of a tumour patient in a reproducible manner when simulating therapy or carrying out radiation. It has been manufactured as a bridge made of polycarbonate with the radiation axes labelled on the sides (e.g. 0°, 45°).

It was developed for use with the Universalboard 2000, but can also be adjusted for use with a variety of positioning aids and radiation tables. The localizer is inserted and locked in place on the sides of the Universalboard 2000.



Indexing Rails

Indexing Rails made of carbon of various equipment's manufacturers

for Varian [Item no.: Z-IS-V-C]

made of carbon

for Elekta [Item no.: Z-IS-MJ]

made of metal

[Item no.: Z-IS-MJ-C]

made of carbon

for Siemens [Item no.: Z-IS-S-C]

made of carbon



Water Bath

[Item no.: S-WB-3]

Temperature controlled water bath to prepare the precut material for conforming it to the contour of the patient.

Capacity: 27 liters

Interior dimensions: 580 mm x 480 mm x 110 mm, adjustable position of water drainage, black safety opening bracket, digital temperature display.

We also manufacture a larger water bath with the following inner dimensions:

700 mm x 700 mm x 110 mm [Item no.: S-WB-3S]



Gold Fiduciary Marker Needles

Square Hub Marker Kit

- Electropolished for sharpness
- Siliconized for easy insertion
- Mirror polished I.D. for a smooth, easy seed deployment
- Echo-enhanced tipped for ultrasound visualization
- Centimeter markings for depth placement
- Rounded stylet for smooth gold marker delivery
- Foil marker to indicate bevel tip orientation



1.0 x 5mm Gold Marker
1.2 x 3mm Gold Marker Knurled



Order codes:

- | | |
|-------------|------------------------------------------------------------------|
| GM1231-1720 | (1) 1.2 x 3mm Gold Marker inside 17G x 20cm Brachytherapy needle |
| GM1233-1720 | (3) 1.2 x 3mm Gold Marker inside 17G x 20cm Brachytherapy needle |
| GM1031-1820 | (1) 1.0 x 3mm Gold Marker inside 18G x 20cm Brachytherapy needle |
| GM1033-1820 | (3) 1.0 x 3mm Gold Marker inside 18G x 20cm Brachytherapy needle |
| GM1051-1820 | (1) 1.0 x 5mm Gold Marker inside 18G x 20cm Brachytherapy needle |
| GM1053-1820 | (3) 1.0 x 5mm Gold Marker inside 18G x 20cm Brachytherapy needle |

RAD SAFE® PIGMENTS for RADIOTHERAPY field reference points

Sterile pigments accredited as medical
devices for radiotherapy reference points



In order to correctly target the irradiated field, reference points are marked on the skin to ensure perfect targeting and reproducibility of tumour irradiation.

Supplied in 0.6ml monodoses with a break-off closure, the pigments are sterilized by a validated industrial method (sterilization by gamma radiation at a dose level greater than 25 kGy).

RAD SAFE® is single-use and accredited as a 'medical device', class IIb (invasive implant), under the terms of medical device directive 93/42 on "medical device". In addition to the safety and statutory requirement dimensions, the pigments do not turn blue but fade over time, effacing the stigmata of the disease.

Each monodose bears a batch number ensuring traceability.

INSTRUCTIONS FOR USE

The use of mono-dose directly on skin with lancet or sterile needle:

- Shake well before using
- Open the vial (step 1)
- Drop off the product on the skin (step 2&3)
- Sting the skin 3-4 times with the sterile lancet or sterile needle (step 4)



Step 1



Step 2




Step 3



Step 4

Order codes:



D040-121
Radsafe Sterile
pouch **black
colour**
(monodose
with cup and
lancet)



D040-122
Radsafe
Monodose
black colour



D040-132
Radsafe
Monodose
red colour



RADIOTHERAPY SOLUTIONS



**Fimecorp
International s.l.**

Fimecorp International S.L.

CIF: ESB45671187

Callejón de Mérida, 11 - 45600, Talavera de la Reina

Phone/Fax: +0034 925817162 Cell: +0034 691848831

E-mail: info@fimecorp.com Web: www.fimecorp.com